

## Chapter 4

### STATUS OF DISABLED PERSONS IN STATES / UTS

#### Highlights

##### As per Census 2011,

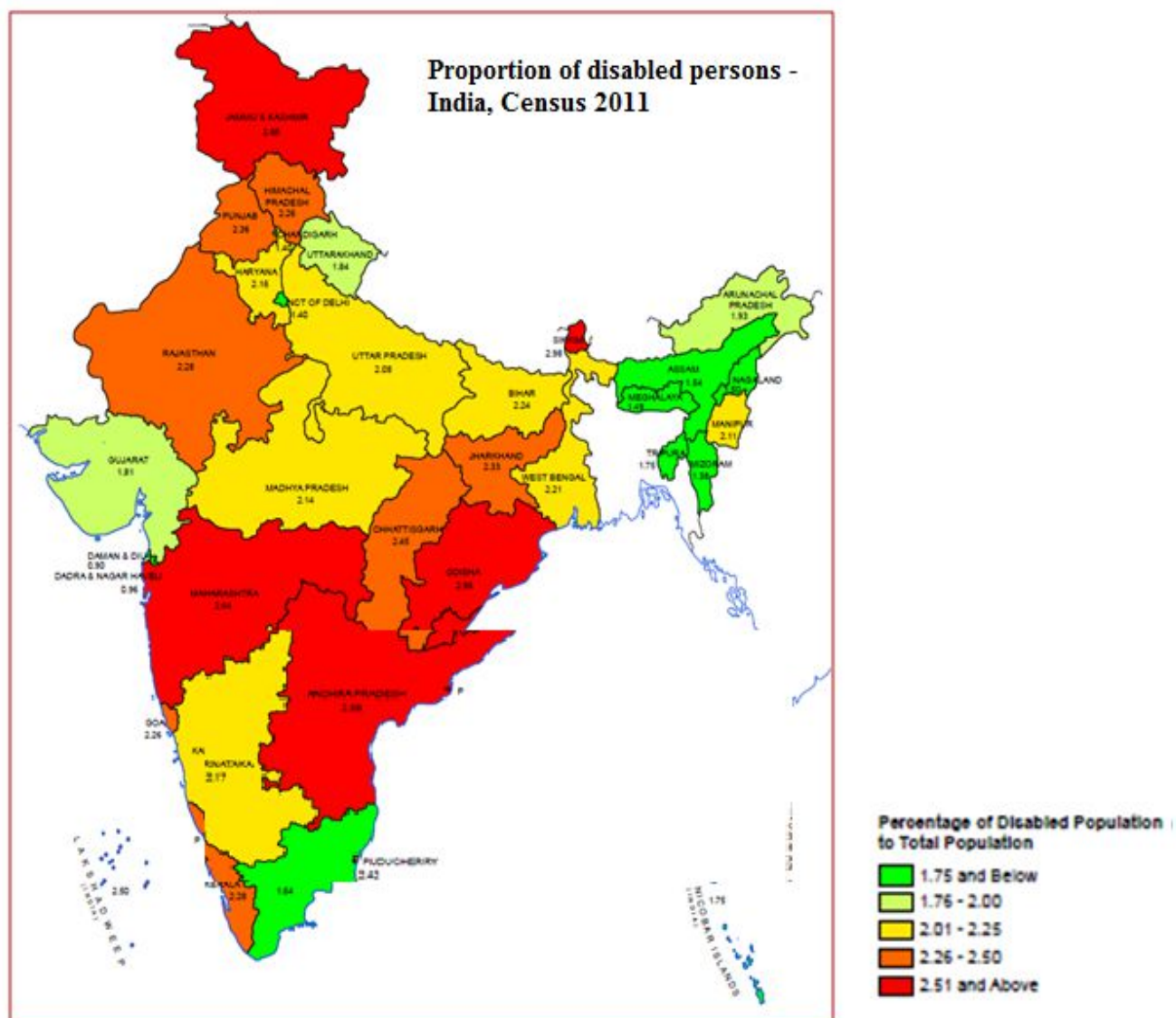
- At all India level, disabled persons constituted 2.21% of the total population. In 15 States / UTs, the prevalence of disability (proportion of disabled persons to total population) is higher than that of the same at the all India level.
- Among the State/ UTs, Sikkim has the highest prevalence of disability. 2.98% of the total population of Sikkim has been reported as disabled. Daman & Diu (0.9%) reported the lowest prevalence of disability.
- The highest number of disabled persons is from the State of Uttar Pradesh. Nearly 50% of the disabled persons belonged to one of the five States namely Uttar Pradesh (15.5%), Maharashtra (11.05%), Bihar (8.69%), Andhra Pradesh (8.45%), and West Bengal (7.52%).
- At all India level, 7.62% of the disabled persons belonged to the age group 0-6 years. Bihar (12.48%) has the highest share of disabled children in the population of disabled persons of the State followed by Meghalaya (11.41%). In Kerala, only 3.44% of the disabled persons belonged to the age group 0-6 years, which is the lowest among the State/ UTs.
- The State of Uttar Pradesh is home for the highest number of disabled children (0-6 years). Four States namely, Uttar Pradesh (20.31%), Bihar (14.24%), Maharashtra (10.64%), and West Bengal (6.48%) together have the burden of more than 50% of the disabled children.

- At all India level, 36.34% of the total disabled population is reported as 'workers'. Among the State / UTs, Nagaland (51.92%) has the highest share of workers in the respective population of disabled persons followed by Sikkim (49.04%) and Arunachal Pradesh (44.69%). The proportion of disabled workers to the corresponding total disabled persons is lowest in Lakshadweep (19.88%), followed by Kerala (23.59%) and NCT of Delhi (27.92%).
- Among the disabled workers, the highest number of workers are from Uttar Pradesh (14.84%), followed by Maharashtra (12.81%), which have also the highest number of disabled persons.
- At all India level, 54.52% of the disabled persons are literates. Among the State /UTs, the highest literacy rate among disabled persons is in Kerala (70.79%) followed by Goa (70.31%). The lowest literacy rate among disabled persons is in Arunachal Pradesh (38.75%) followed by Rajasthan (40.16%).
- At all India level, 8.53% of the disabled literates are having educational qualification of graduate and above. Among the State /UTs, the highest share of graduates in the disabled literate population is highest in Chandigarh (19.68%) followed by Delhi (17.43%) and the lowest share is reported from Lakshadweep (2%) followed by Meghalaya (3%).
- Under the various categories of disability like disability in seeing, in hearing, in movement, mental retardation, mental illness, any other and multiple disability, Uttar Pradesh, has the highest number while Bihar has the highest number of persons with disability in speech.
- The highest percentage of disabled children (5-19 years) presently attending educational institution has been reported from Goa & Kerala (73%) followed by Maharashtra and Lakshadweep (70%). The percentage of disabled children never attended educational institution is highest in Nagaland (39%) followed by Assam (35%).
- The percentage of never married among the total disabled persons of the State / UT is highest in Meghalaya (56%) and lowest in Rajasthan (31%) whereas the percentage of currently married among the total disabled persons of the State / UT is highest in Maharashtra (51%) and lowest in Mizoram (31%)

The Census 2011 revealed that,

- Among State/ UTs, the proportion of disabled persons to the total population is highest in Sikkim (2.98%), followed by Odisha (2.96%), Jammu & Kashmir (2.88%), Andhra Pradesh (2.68%), and Maharashtra (2.64%).
- Among State/ UTs, the proportion of disabled persons to the total population is lowest in Daman & Diu (0.9%), Dadra & Nagar Haveli (0.96%), Mizoram (1.38%), Delhi (1.4%) and Chandigarh (1.4%).

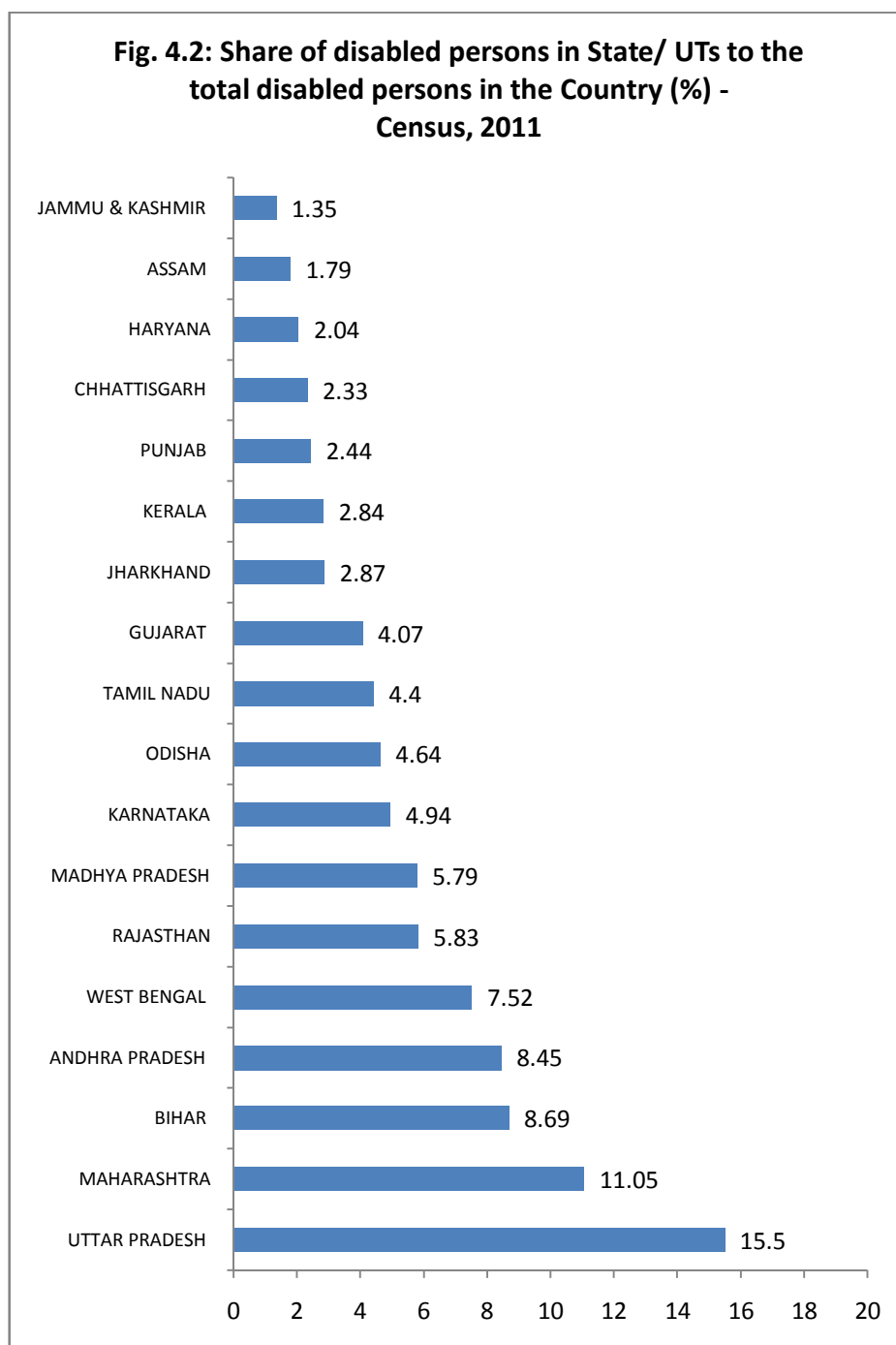
**Fig.4.1: Proportion of disabled persons in State/ UTs, Census 2011**



The Census 2011 showed that,

- The State of Uttar Pradesh has the highest number of disabled persons (16% of the total disabled in the Country) followed by Maharashtra (11%).

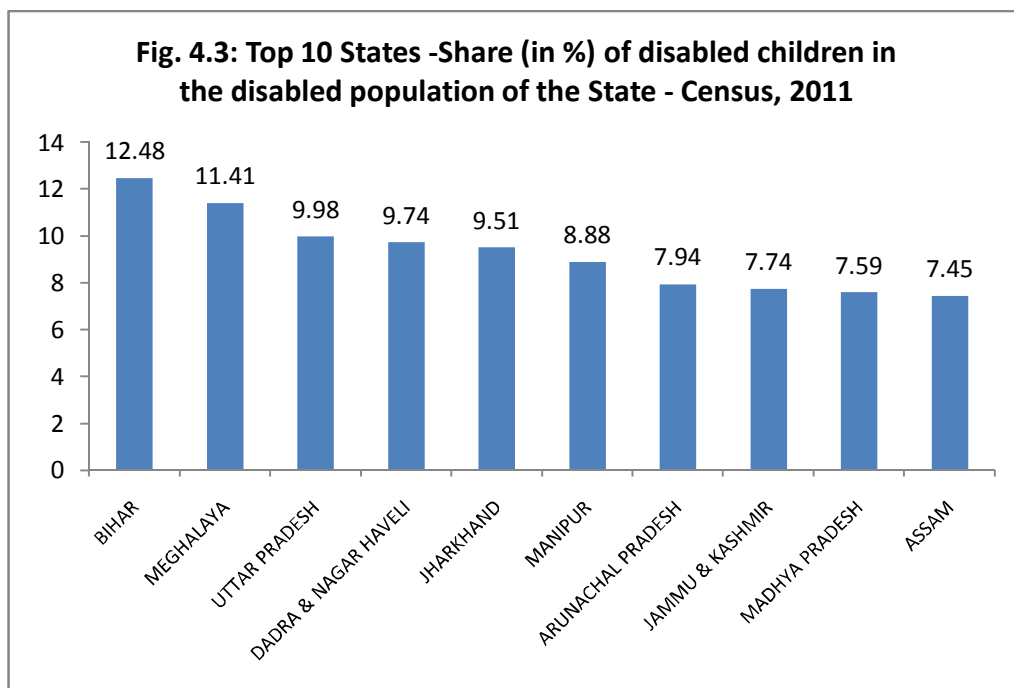
The State/ UTs which are home to more than 1% of the total disabled persons are depicted below:



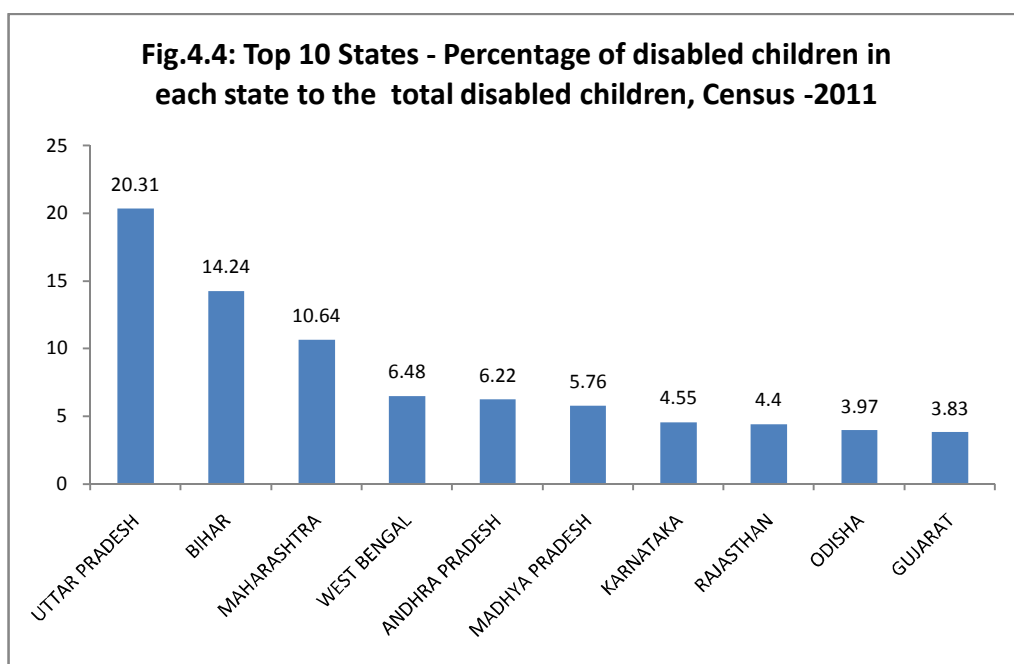
- The share of the disabled persons in the remaining 17 States/ UTs to the total population of disabled persons is less than 1%.

## Disability among children

- The State of Bihar (12.48%) has the highest share of disabled children (0-6 years) in the disabled population of the State followed by Meghalaya (11.41%).



- The States of Uttar Pradesh, Bihar, Maharashtra and West Bengal together contributed more than 50% of the disabled children (0-6 years) of the Country.



## Work status of disabled persons

- In the States of Nagaland and Sikkim, nearly 50% of the disabled population has been reported as 'workers'.

A ranking of State/ UTs done on the basis of share of disabled workers to the respective disabled population is shown below:

Table 4.1: Share (in %) of disabled workers in total disabled population					
Rank	State/ UT	% of workers in the respective disabled population	Rank	State/ UT	% of workers in the respective disabled population
	<b>INDIA</b>	<b>36.34</b>			
1	NAGALAND	51.92	19	UTTAR PRADESH	34.79
2	SIKKIM	49.04	20	GUJARAT	34.79
3	ARUNACHAL PRADESH	44.69	21	RAJASTHAN	34.65
4	HIMACHAL PRADESH	44.37	22	ODISHA	34.32
5	MANIPUR	43.69	23	WEST BENGAL	33.98
6	MAHARASHTRA	42.13	24	ASSAM	33.91
7	MADHYA PRADESH	39.56	25	JAMMU & KASHMIR	33.65
8	ANDHRA PRADESH	38.61	26	TRIPURA	33.61
9	CHHATTISGARH	38.54	27	PUNJAB	33.07
10	KARNATAKA	38.05	28	ANDAMAN & NICOBAR ISLANDS	31.49
11	MEGHALAYA	37.74	29	CHANDIGARH	31.37
12	JHARKHAND	37.68	30	HARYANA	31.22
13	TAMIL NADU	37.46	31	PUDUCHERRY	31
14	BIHAR	37.12	32	GOA	28.79
15	MIZORAM	36.27	33	DELHI	27.92
16	DAMAN & DIU	35.25	34	KERALA	23.59
17	DADRA & NAGAR HAVELI	35.19	35	LAKSHADWEEP	19.88
18	UTTARAKHAND	35.02			

## Literacy status, educational level of disabled persons

- The States of Kerala and Goa have the highest literacy rate among the disabled persons (70%).
- The lowest literacy rate among the disabled persons is reported from Arunachal Pradesh (38.75%) followed by Rajasthan (40.16%).

A comparison of the literacy rate among disabled population vis –a - vis the literacy rate of the population is shown below:

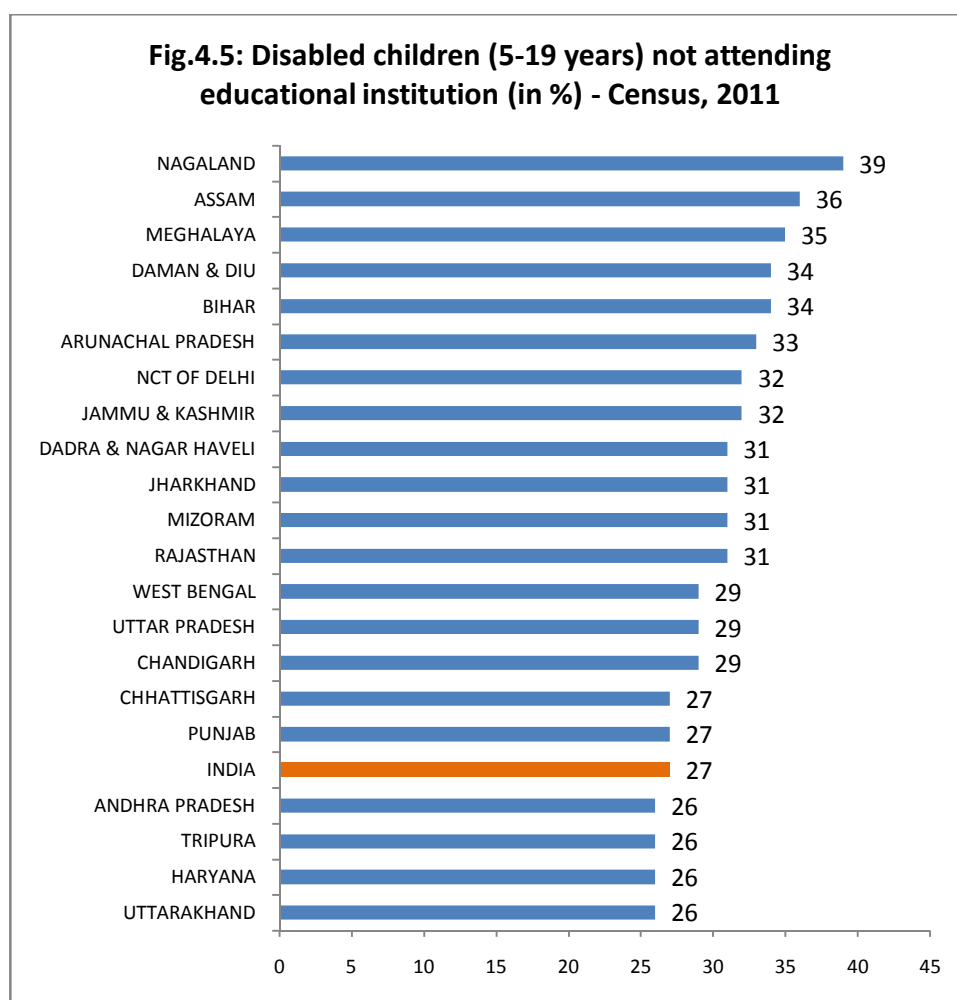
Rank	State / UT	% literates to total disabled	literacy rate -population	Rank	State / UT	% literates to total disabled	literacy rate - population
	<b>INDIA</b>	<b>54.52</b>	<b>74.04</b>				
1	KERALA	70.79	93.91	19	UTTARAKHAND	55.59	79.63
2	GOA	70.31	87.4	20	HARYANA	54.51	76.64
3	CHANDIGARH	67.66	86.43	21	ODISHA	53.17	73.45
4	MAHARASHTRA	67.64	82.91	22	MADHYA PRADESH	52.54	70.63
5	TRIPURA	66.37	87.75	23	UTTAR PRADESH	52.12	69.72
6	LAKSHADWEEP	66.25	92.28	24	DADRA & NAGAR HAVELI	50.76	77.65
7	ANDAMAN & NICOBAR ISLANDS	65.45	86.27	25	CHHATTISGARH	48.53	71.04
8	NCT OF DELHI	65.32	86.34	26	ANDHRA PRADESH	48.33	67.66
9	PUDUCHERRY	63.09	86.55	27	ASSAM	48.25	73.18
10	GUJARAT	62.84	79.31	28	MEGHALAYA	47.71	75.48
11	DAMAN & DIU	62.02	87.07	29	BIHAR	47.3	63.82
12	MIZORAM	61.92	91.58	30	JHARKHAND	46.93	67.63
13	TAMIL NADU	60.66	80.33	31	SIKKIM	45.51	82.2
14	KARNATAKA	59.45	75.6	32	NAGALAND	43.55	80.11
15	MANIPUR	58.64	79.85	33	JAMMU & KASHMIR	41.8	68.74
16	WEST BENGAL	57.34	77.08	34	RAJASTHAN	40.16	67.06
17	PUNJAB	56.62	76.68	35	ARUNACHAL PRADESH	38.75	66.95
18	HIMACHAL PRADESH	55.97	83.78				

- Among literates, the percentage of graduates is highest in Chandigarh (19.68%) followed by NCT of Delhi (17.43%).

### School attendance of disabled children (5-19 years)

- The highest percentage of disabled children (5-19 years) presently attending educational institution has been reported from Goa & Kerala (73%) followed by Maharashtra and Lakshadweep (70%). The same is higher than the national level value (61%) for 19 States/ UTs. Daman & Diu reported the lowest percentage of disabled children (5-19 years) attending educational institution (45%) followed by Assam and Nagaland (51%).
- The percentage of disabled children never attended educational institution is highest in Nagaland (39%) followed by Assam (36%). The same is lowest in Maharashtra and Goa (17%) followed by Kerala (18%).

The situation in State/ UTs for the percentage of disabled children (5-19 years) not attending educational institution is presented below in the descending order (20 state/ UTs which topped the list):



The detailed tables on disabled population, their work status, literacy and educational level, age wise distribution, type of disability, and marital status are presented at Appendix.